



# NIKHIL BANGA SIKSHAN MAHAVIDYALAYA

## STUDENT SATISFACTION SURVEY REPORT 2021-22

### **Introduction:**

Student Satisfaction Survey (SSS) is the criteria set by National Assessment and Accreditation Council (NAAC) which is also the pre qualifier for Assessment and Accreditation of the institution.

### **Importance of the Survey:**

Evaluation of teaching-learning process by the student has been executed through Student Satisfaction Survey (SSS). It collects in-depth data from Final semester students so they can express their experience freely regarding the teaching learning environment of the college. The students responses are collected and analysed based on 21 questions designed by NAAC. The results of the survey summarize the expectations of the students and experts educationalists and the extent to which the College was able to meet these expectations.

### **Objectives of student survey:**

This feedback has three main objectives:

- a. To provide students with the opportunity to comment on the quality of their learning experiences.
- b. To assess the success of education and learning provisions in relation to the expectations of students.
- c. To provide feedback to teachers and Boards of Management in order to improve delivery and/or content of the study-unit and/or program.

### **Research Methodology:**

The student satisfaction survey was conducted by IQAC in the month of May 2022 through Google form. This specific month was chosen so that teaching learning process of SEM IV has almost going to completion and students will provide correct responses. Each question in the NAAC SSS format is aimed at collecting factual opinion of students on curriculum, completion of syllabus, preparedness of the teachers, reaction of the students regarding pedagogy, attitude of teachers, transparency and fairness in internal evaluations, placement possibilities, curricular and extra-curricular activities, overall impression and suggestions about the college. This simple but important exercise definitely helps to improve the relevance of



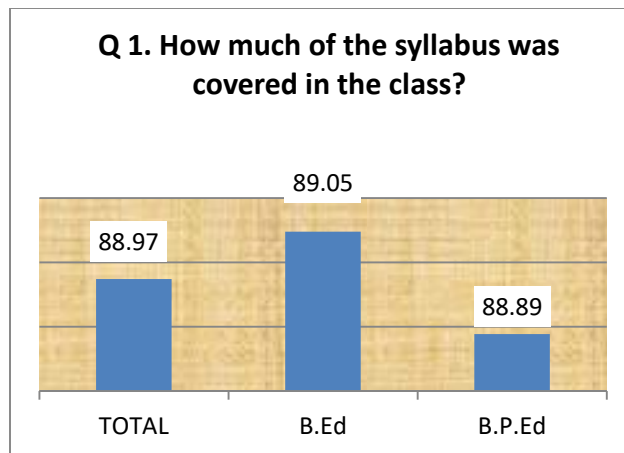
teaching and learning. This survey corresponds to an institute level feedback on infrastructure and learning experience.

**Sample size:**

Total population for the study is 100 (B.Ed – 50 and B.P.Ed – 50) of academic session 2020-22. The questionnaire distributed to the students of SEM IV students of session 2020-22 through google form so that it can reach to each and every population. The sample size of the study is 78, wherein 36 from B.P.Ed and 42 from B.Ed. 78 % of the students participated in this survey.

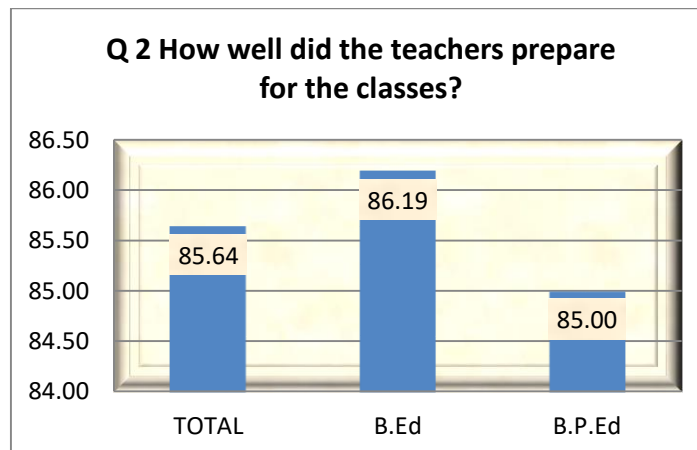
**Analysis and Interpretation:**

**Question no. 1. How much of the syllabus was covered in the class?**



Out of the total respondents, 88.97% of the students are of the view that 85 to 100% of the course is covered in the class. 89.05 % B.Ed students and 88.89 % of B.P.Ed students agreed that 85 to 100% of the syllabus is covered in the classroom.

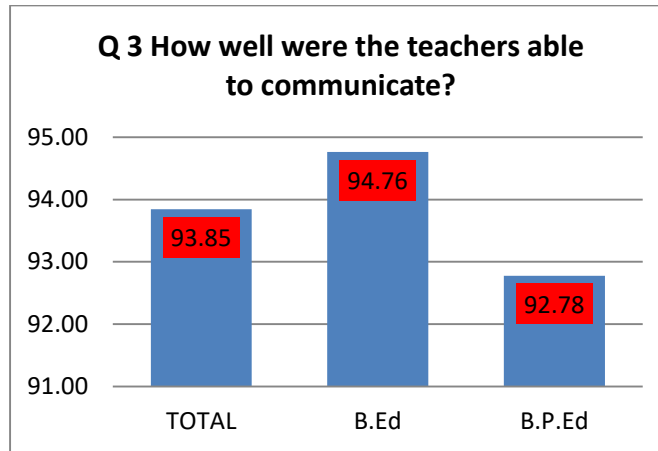
**Question no. 2. How well did the teachers prepare for the classes?**





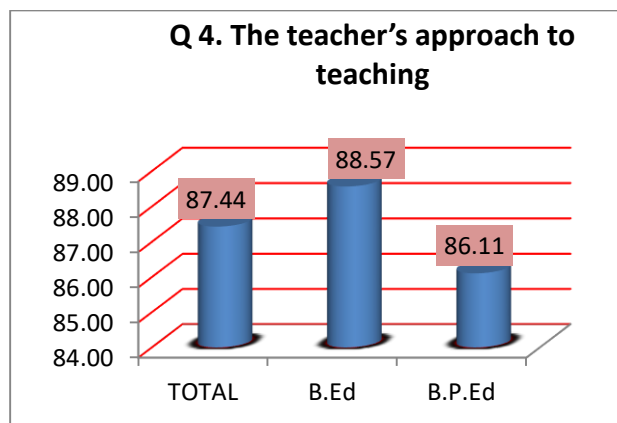
Around 85.64 % of the students agree that teachers are prepared thoroughly for the lectures.

**Question No. 3. How well were the teachers able to communicate?**



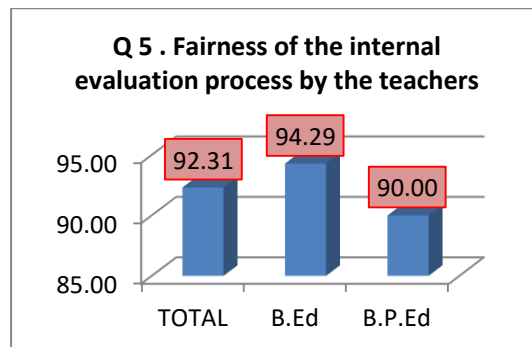
93.85% students agree that teachers are able to communicate effectively among which 94.76 % B. Ed students and 92.78 % are B.P.Ed students.

**Question no 4. The teacher’s approach to teaching can best be described as**



87.44 % students agreed that teacher’s approach to teaching is excellent among which 88.57 % and 86.11% are B.Ed and B.P.Ed students respectively.

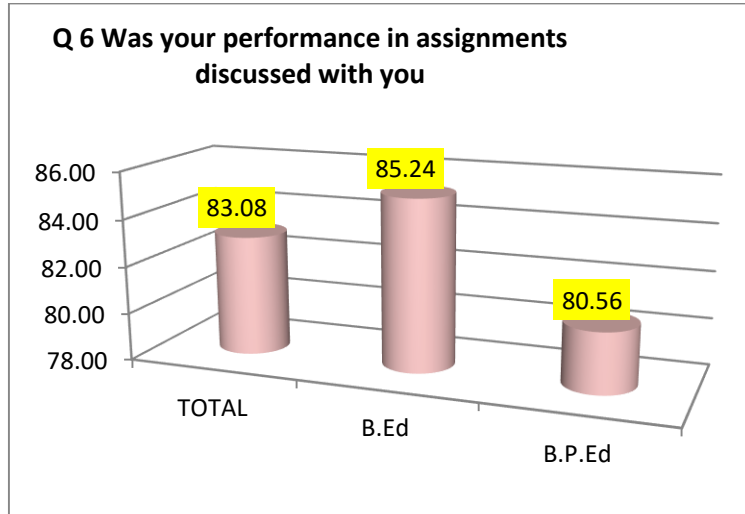
**Question No. 5. Fairness of the internal evaluation process by the teachers.**





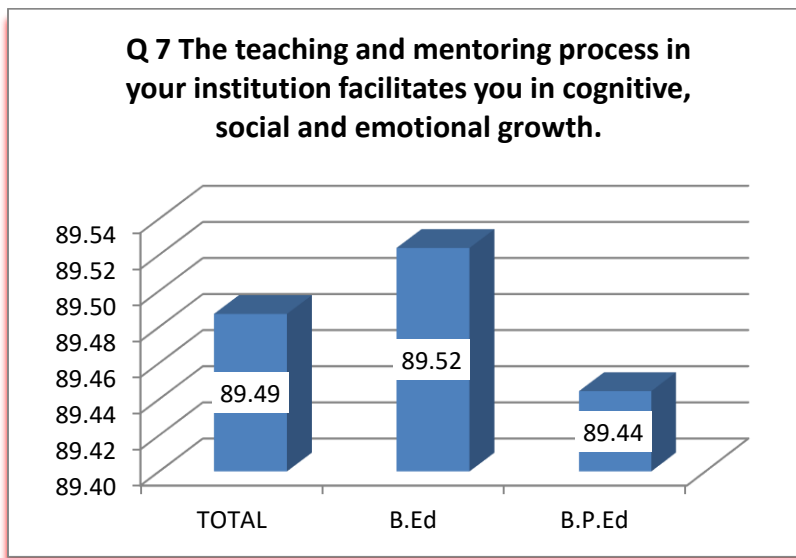
92.31% of students agree that there is always fairness in the internal evaluation process by the teachers. However, a slight difference occur between B.Ed and B.P.Ed students .

**Question no. 6. Was your performance in assignments discussed with you?**



83.08 % students agree that teachers discuss the performance in assignments with them. However, a slight difference in opinion occur between B.Ed and B.P.Ed students .

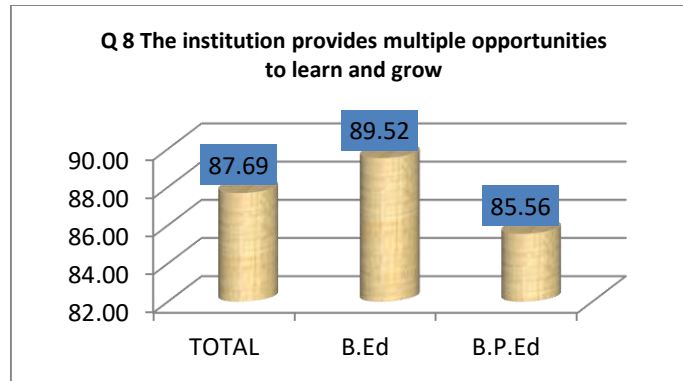
**Question No. 7. The teaching and mentoring process in your institution facilitates you in cognitive, social and emotional growth.**



89.49 % agreed that teaching and mentoring process in the institution facilitates students in cognitive, social and emotional growth significantly and no difference in opinion observed between B.Ed and B.P.Ed students.

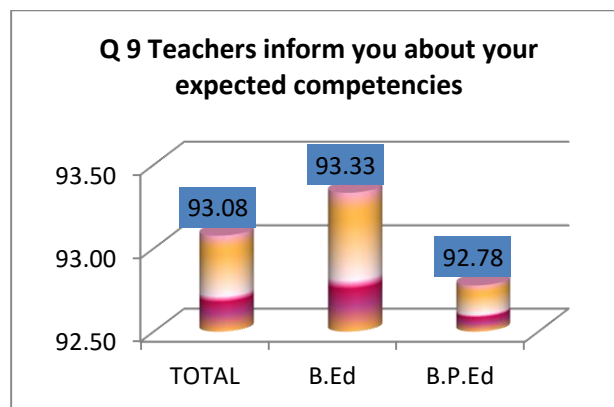


**Question No. 8. The institution provides multiple opportunities to learn and grow.**



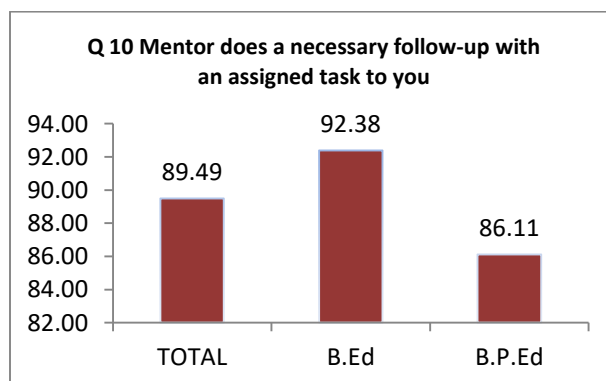
87.69% of the students strongly agreed that Institute provides multiple opportunities to learn and grow. However, a little difference in opinion occur between B.Ed and B.P.Ed students.

**Question No. 9. Teachers inform you about your expected competencies, course outcomes and program outcomes**



93.08 % of the students think that teachers usually inform them about their expected competencies, course outcomes and programme outcomes. No difference in opinion observed between B.Ed and B.P.Ed students.

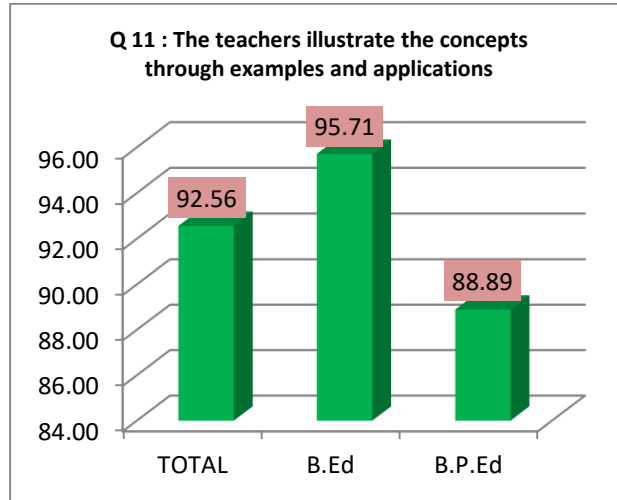
**Question no. 10 Your mentor does a necessary follow-up with an assigned task to you**





89.49 % of the students are of the view that mentor does a necessary follow up with an assigned task on every time. In this context, B.Ed mentors are in advantages position (92.38%) over B.P.Ed mentors (86.11%).

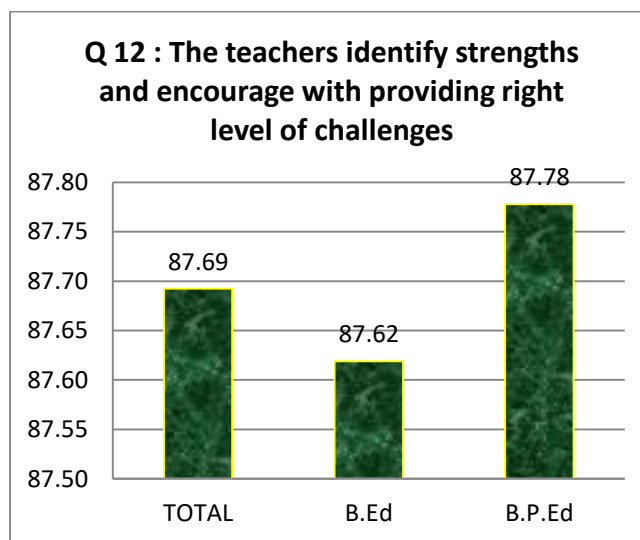
**Question no. 11 The teachers illustrate the concepts through examples and applications**



92.56 % of the students are happy with the illustration of the concepts through examples and applications. However B.Ed faculty illustrated the concepts (95.71%) better than that of B.P.Ed faculty members (88.89%) as per opinion of the concerned students.

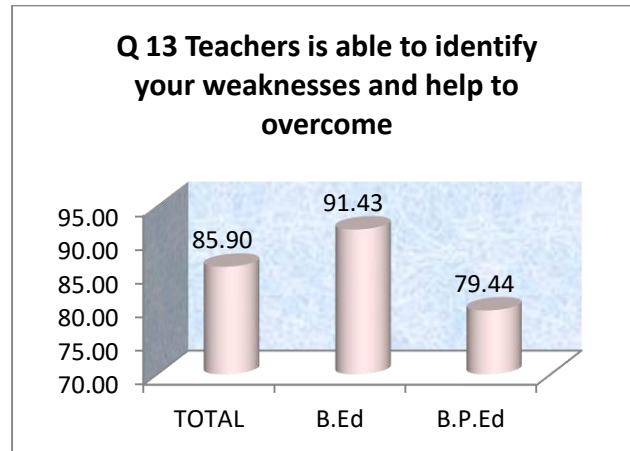
**Question no. 12 the teachers identify your strengths and encourage you with providing right level of challenges.**

Maximum number of students (87.69%) agree that teachers fully help in identifying the strengths and encourage them with providing right levels of challenges.



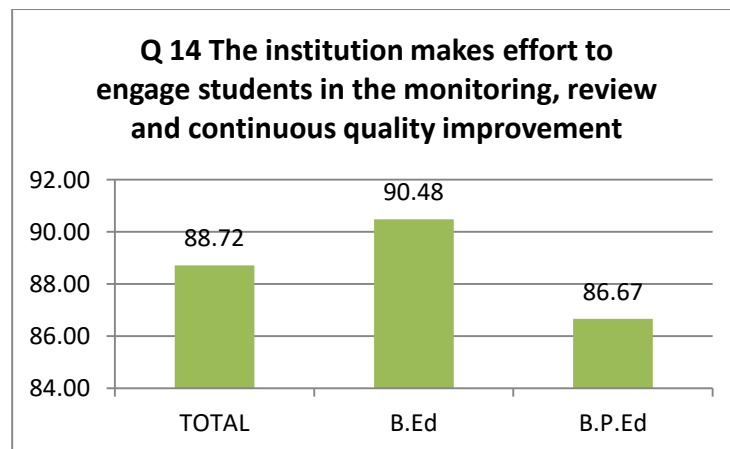


**Question no. 13 Teachers is able to identify your weaknesses and help you to overcome them.**



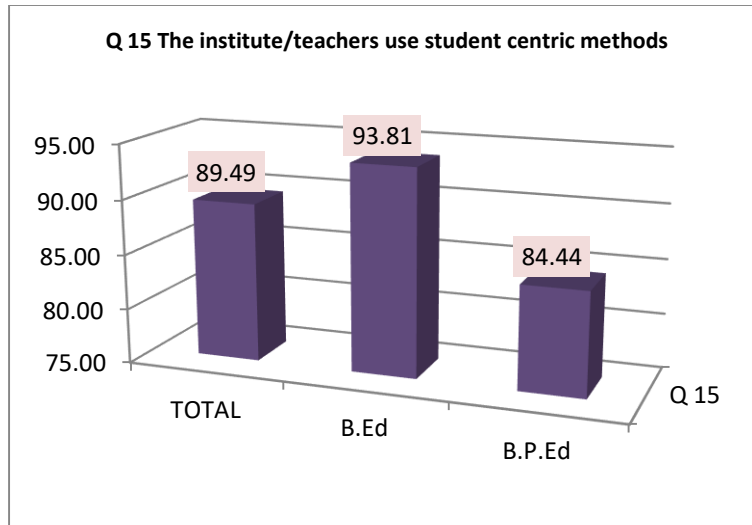
Also, 85.90 % of the respondents agree that teachers help in identifying the weakness and further help in overcome them every time. However B.Ed faculty members identified the weakness of their students much effectively that that of their B.P.Ed counter part as revealed by the response of the students.

**Question no. 14 The institution makes effort to engage students in the monitoring, review and continuous quality improvement of the teaching learning process.**



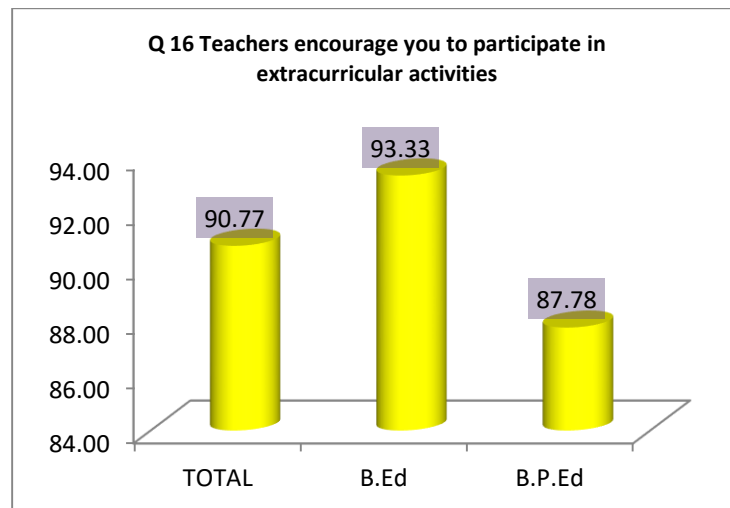
88.72% students strongly agree that institution makes efforts to engage their students in the monitoring, review and continuous quality improvement of the teaching learning process. A clear cut difference in opinion between B.Ed and B.P.Ed students is observed.

**Question no. 15 The institute/teachers use student centric methods, such as experiential learning, participative learning and problem solving methodologies for enhancing learning experiences.**



89.49 % agrees that institution/ teachers use student’s centric methods, such as experiential learning, participative learning and problem solving methodologies for enhancing learning experiences to a great extent. In this case also, it is revealed that B. Ed faculty members used student centric method more effectively than that of their B.P.Ed counterpart.

**Question no. 16 Teachers encourage you to participate in extracurricular activities.**



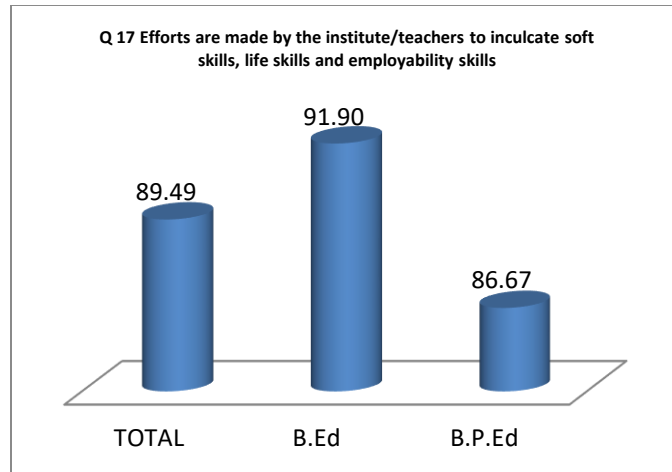
90.77 % students strongly agreed that teachers encourage in participating the extracurricular activities. In this case also, it is revealed that B. Ed faculty members encouraged the student towards participation in extracurricular activities more effectively than that of their B.P.Ed counterpart.

**Question no. 17 Efforts are made by the institute/teachers to inculcate soft skills, life skills and employability skills to make you ready for the world of work**



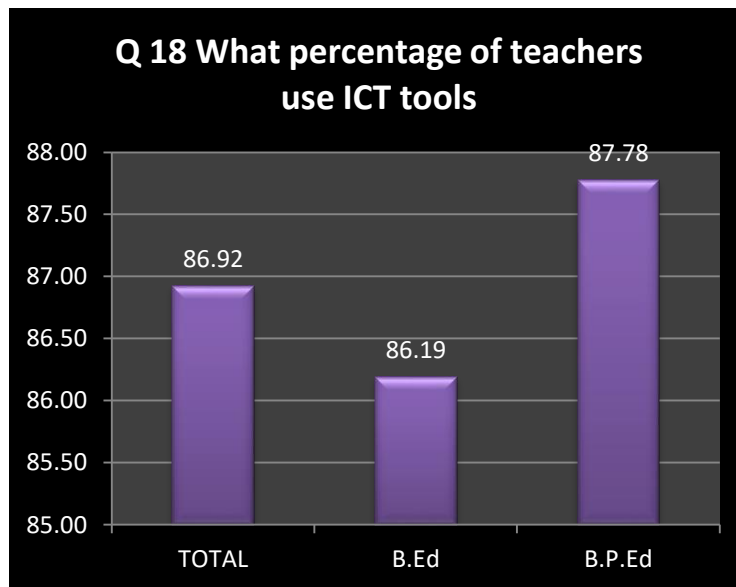


## Students Satisfaction Survey session 2021-22



According to the survey, 89.49% of the students strongly that teacher helps to inculcate soft skills, life skills, and employability skills for the world of work.

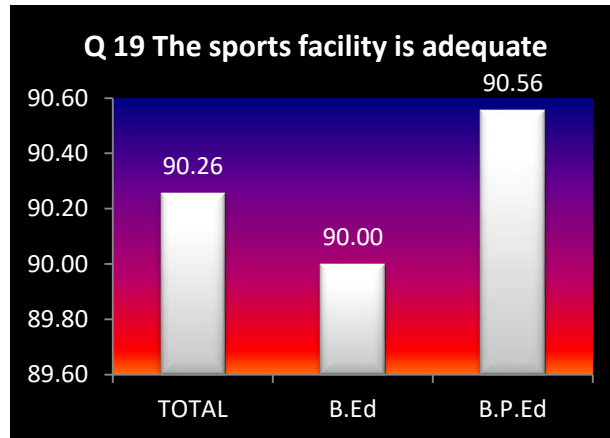
**Question no. 18 What percentage of teachers use ICT tools such as LCD projector, multimedia, etc. while teaching.**



From the study it is observed that 86.92% students expressed that more than 90% of teachers used ICT tools. However, B.P.Ed faculty members used more ICT tools than their B.Ed counterpart.

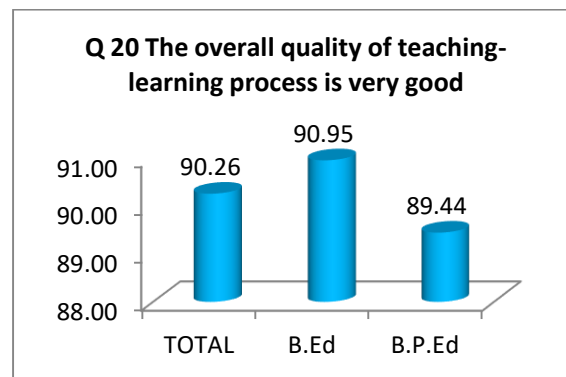


**Question no. 19 The sports facility is adequate**



90.26% strongly agreed that sports facility of the college is adequate. The opinion of B.P.Ed students in this case is found higher than that of B.Ed students.

**Question no. 20 The overall quality of teaching-learning process in your Institute is very good.**



90.26% students strongly agreed that overall quality of teaching-learning is excellent. Few suggestions and observation are also shared by the students in the end.

**Suggestions from students**

1. CCTV to be installed throughout the campus in order to keep the security of the Institution as well as the Hostel of both Maa sarada chatrinibas and B.P.Ed Boys Hostel.
2. Front Gate of the main campus
3. More Books to be provided from the departmental library
4. Spoken English class to be introduced
5. M.P.Ed course to be introduced
6. Cycle stand to be constructed



## Students Satisfaction Survey session 2021-22

7. Garden in front of the college campus
8. Boys Hostel to be constructed for B.Ed students
9. Canteen facility to be improved

### **Conclusions**

This survey is the reflection of the entire teaching-learning process of our Institution. Teachers are well prepared for their lectures and use interactive techniques to involve all the students in classroom discussion as revealed from this survey. There is no biasness in the evaluation of the student's performance. Students are satisfied with the opportunities of internship provided by the institution. The focus of the institute is to provide experiential learning to the students along with development of problem solving skill as well as life skill. The Institute is constantly trying to improve its congenial climate of teaching – learning through its different activities.