



NIKHIL BANGA SIKSHAN MAHAVIDYALAYA

STUDENT SATISFACTION SURVEY REPORT 2020-21

Introduction:

Student Satisfaction Survey (SSS) is the criteria set by National Assessment and Accreditation Council (NAAC) which is also the pre qualifier for Assessment and Accreditation of the institution.

Importance of the Survey:

Evaluation of teaching-learning process by the student has been executed through Student Satisfaction Survey (SSS). It collects in-depth data from Final semester students so they can express their experience freely regarding the teaching learning environment of the college. The students responses are collected and analysed based on 21 questions designed by NAAC. The results of the survey summarize the expectations of the students and experts educationalists and the extent to which the College was able to meet these expectations.

Objectives of student survey:

This feedback has three main objectives:

- a. To provide students with the opportunity to comment on the quality of their learning experiences.
- b. To assess the success of education and learning provisions in relation to the expectations of students.
- c. To provide feedback to teachers and Boards of Management in order to improve delivery and/or content of the study-unit and/or program.

Research Methodology:

The student satisfaction survey was conducted by IQAC in the month of July 2021 through Google form. This specific month was chosen so that teaching learning process of SEM IV has an end and it is possible for students to provide correct responses. Each question in the NAAC SSS format is aimed at collecting factual opinion of students on curriculum, completion of syllabus, preparedness of the teachers, reaction of the students regarding pedagogy, attitude of teachers, transparency and fairness in internal evaluations, placement possibilities, curricular and extra-curricular activities, overall impression and suggestions about the college. This simple but important exercise definitely helps to improve the relevance of teaching and learning. This survey corresponds to an institute level feedback on infrastructure and learning experience.

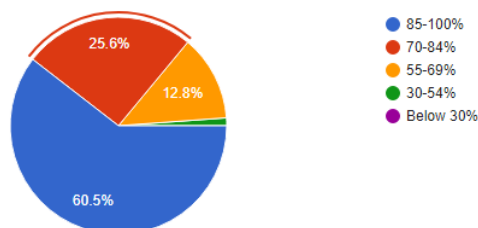


Sample size:

Total population for the study is 100 (B.Ed – 50 and B.P.Ed – 50). The questionnaire distributed to the students of SEM IV students of session 2019-21 through google form so that it can reach to each and every population. The sample size of the study is 86, wherein 39 from B.P.Ed and 47 from B.Ed. 86 % of the students participated in this survey.

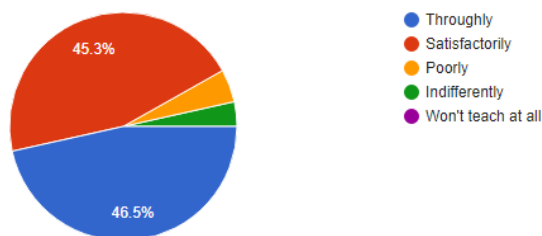
Analysis and Interpretation:

Question no. 1. How much of the syllabus was covered in the class?



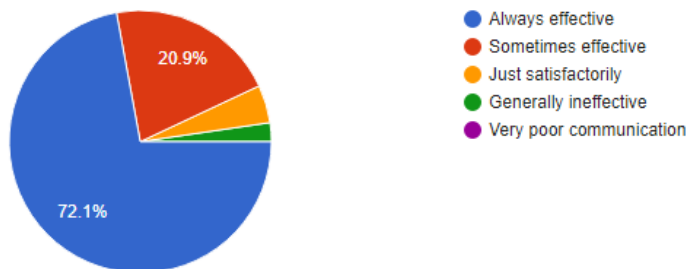
Out of the total respondents, 60.5% of the students are of the view that 85 to 100% of the course is covered in the class, 25.6% viewed 70-84%.

Question no. 2. How well did the teachers prepare for the classes?



Around 46.4 % of the students agree that teachers are prepared thoroughly for the lectures and 45.3% showed that teachers prepared themselves satisfactorily.

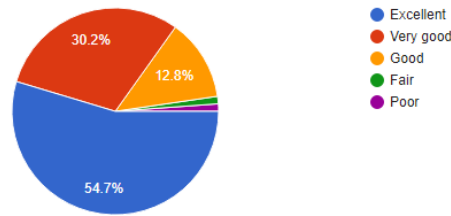
Question No. 3. How well were the teachers able to communicate?



Out of total respondents,72.1% students agree that teachers are able to communicate effectively always and 20.9% believed that teachers are sometime effective.

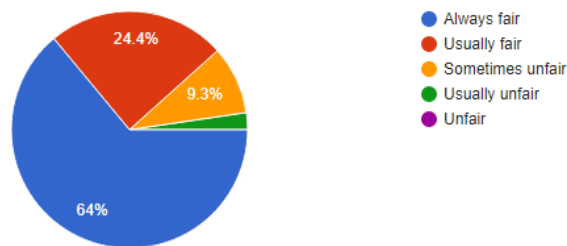


Question no 4. The teacher's approach to teaching can best be described as



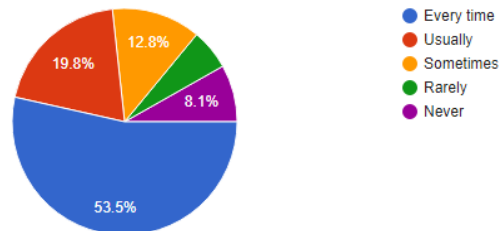
54.7% of the students agree that teacher's approach to teaching is excellent and 30.2 % of respondents are of the view that teaching technique is very good.

Question No. 5. Fairness of the internal evaluation process by the teachers.



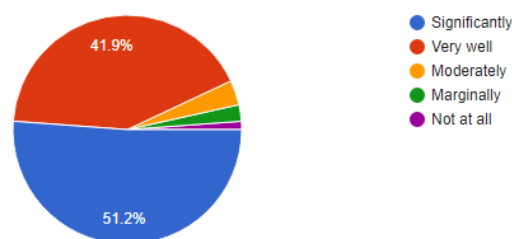
64% of students agree that there is always fairness and 24.4% in the internal evaluation process by the teachers. However, only 9.3% believed that internal evaluation is sometimes unfair.

Question no. 6. Was your performance in assignments discussed with you?



53.5 % students agree that teachers discuss the performance in assignments with them. 8.1 % students agreed that performance in assignments never discussed with them.

Question No. 7. The teaching and mentoring process in your institution facilitates you in cognitive, social and emotional growth.

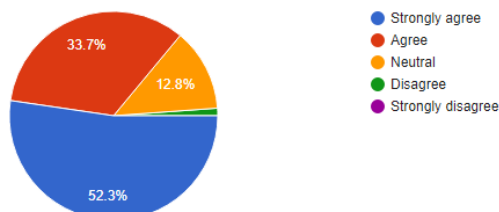




Students Satisfaction Survey session 2020-21

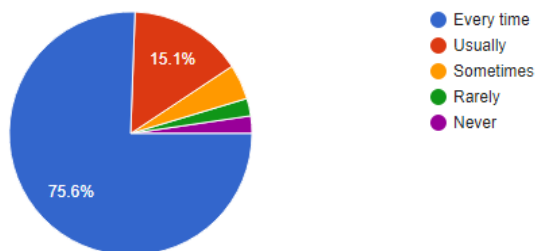
51.2% agreed that teaching and mentoring process in the institution facilitates students in cognitive, social and emotional growth significantly where as 41.9% agreed with very well.

Question No. 8. The institution provides multiple opportunities to learn and grow.



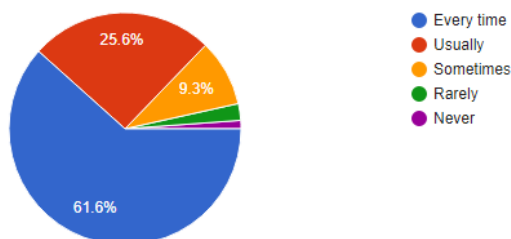
52.7% of the students strongly agreed and 33.7% agreed that Institute provides multiple opportunities to learn and grow where as 12.8% showed neutral attitude in this programme.

Question No. 9. Teachers inform you about your expected competencies, course outcomes and program outcomes.



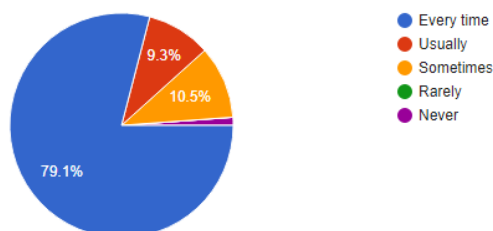
75.6% of the students think that teachers usually inform them about their expected competencies, course outcomes and programme outcomes.

Question no. 10 Your mentor does a necessary follow-up with an assigned task to you.



61.6% of the students are of the view that mentor does a necessary follow up with an assigned task on every time. However, 25.6% viewed follow up with assigned task on usual basis.

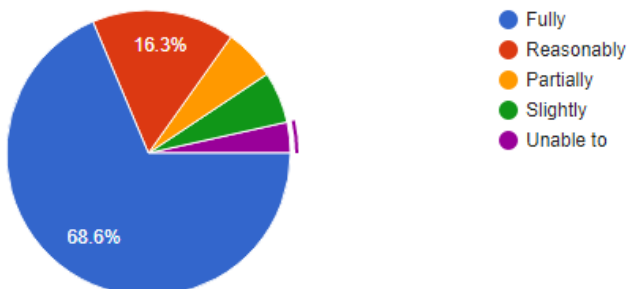
Question no. 11 The teachers illustrate the concepts through examples and applications.





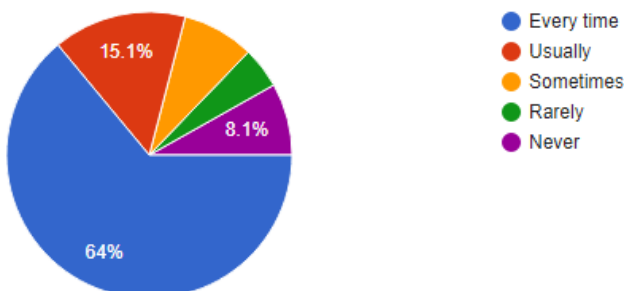
79.1% of the students are happy with the illustration of the concepts through examples and applications.

Question no. 12 the teachers identify your strengths and encourage you with providing right level of challenges.



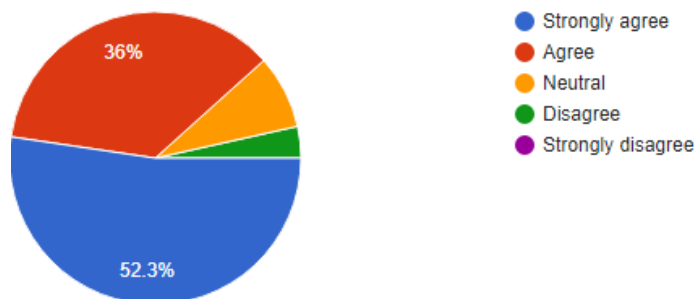
Maximum number of students (68.6%) agrees that teachers fully help in identifying the strengths and encourage them with providing right levels of challenges whereas 16.3% agreed with reasonably.

Question no. 13 Teachers is able to identify your weaknesses and help you to overcome them.



Also, 64% of the respondents agree that teachers help in identifying the weakness and further help in overcome them every time. 15.1% agree that they usually help to overcome their weakness.

Question no. 14 The institution makes effort to engage students in the monitoring, review and continuous quality improvement of the teaching learning process.

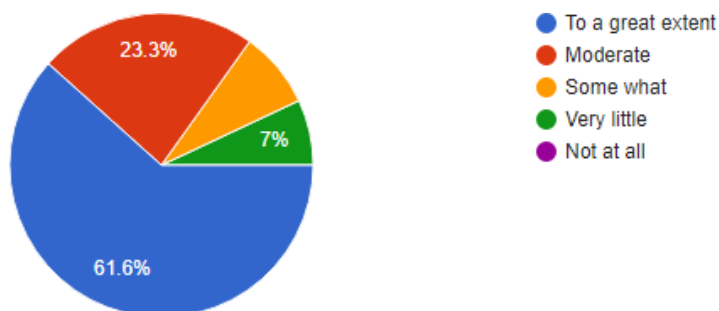




Students Satisfaction Survey session 2020-21

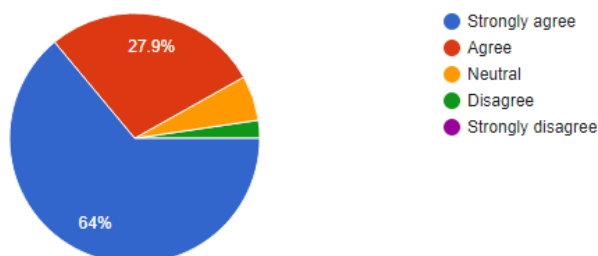
52.3% students strongly agree that institution makes efforts to engage students in the monitoring, review and continuous quality improvement of the teaching learning process and 36% agree that institution makes efforts to engage students in same process.

Question no. 15 The institute/teachers use student centric methods, such as experiential learning, participative learning and problem solving methodologies for enhancing learning experiences.



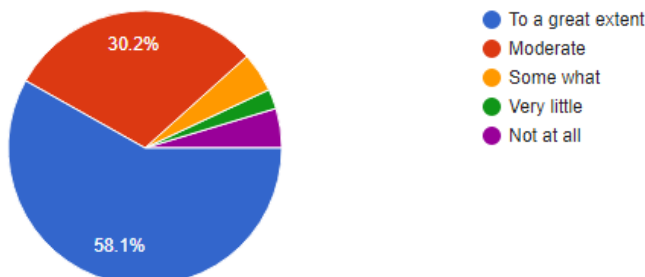
61.6% agrees that institution/ teachers use student's centric methods, such as experiential learning, participative learning and problem solving methodologies for enhancing learning experiences to a great extent where as 23.3% believed that teachers uses student's centric method in moderate way.

Question no. 16 Teachers encourage you to participate in extracurricular activities.



64% students strongly agreed where as 27.9% agreed that teachers encourage in participating the extracurricular activities.

Question no. 17 Efforts are made by the institute/teachers to inculcate soft skills, life skills and employability skills to make you ready for the the world of work

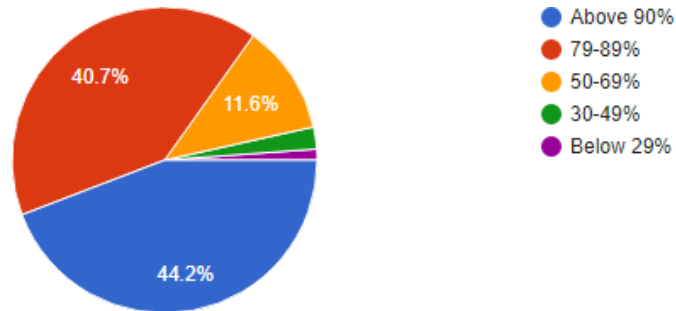




Students Satisfaction Survey session 2020-21

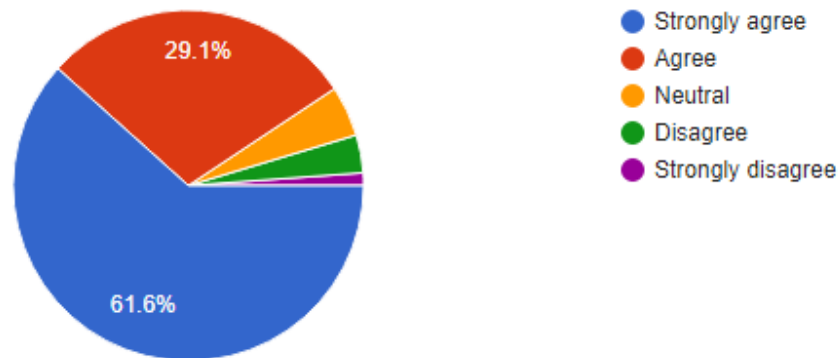
According to the survey, 58.1% of the students strongly agreed and 30.2% agreed that teacher helps to inculcate soft skills, life skills, and employability skills for the world of work.

Question no. 18 What percentage of teachers use ICT tools such as LCD projector, multimedia, etc. while teaching.



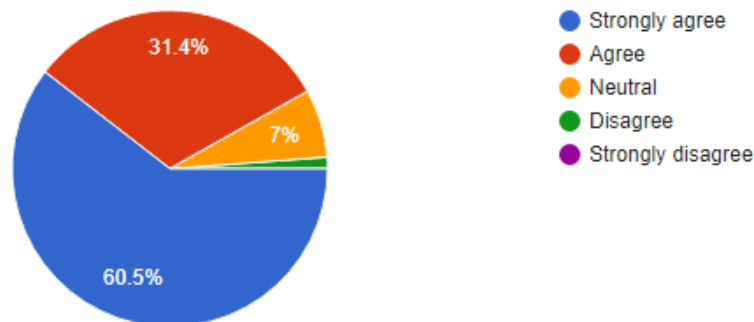
From the study it is observed that 44.2% students expressed that more than 90% used ICT tools teachers and 40.7% student believed that 79-89% teachers used ICT tools.

Question no. 19 The sports facility is adequate



61.6% strongly agreed that sports facility of the college is adequate.

Question no. 20 The overall quality of teaching-learning process in your Institute is very good.



60.5% students strong agreed and 31.4% agreed that overall quality of teaching-learning is excellent. Few suggestions and observation are also shared by the students in the end.



Suggestions from students

1. Modification of B.P.Ed hostel
2. CCTV to be installed throughout the campus
3. Front Gate of the main campus
4. Science lab, psychology lab must be workable and students will be given more opportunity to work at ICT laboratory
5. More Books to be provided by departmental library
6. Practical class at B.P.Ed to be executed properly
7. Spoken English class to be introduced
8. Playground to be developed
9. M.P.Ed course to be introduced
10. Job oriented course to be introduced
11. Cycle stand is essential
12. Garden in front of campus
13. Boys Hostel to be constructed
14. Canteen
15. Introduction of online payment system for payment of college fees

Conclusions

This survey reflected attitude of the students, become more self-aware, and adopt agency and ownership over their learning. Teachers are well prepared for their lectures and use interactive techniques to involve all the students in class discussion. There is no bias in evaluation of the student's performance. Students are satisfied with the opportunities of internship provided by the institute. The focus of the institute is to provide experiential learning to the students along with development of problem solving skill. Student's feedback surveys provide institutions and instructors with powerful information they can use to improve student learning and thus strengthen the institution as a whole. Hence, it can be concluded that most of our students are satisfied with the teaching learning process provided by the institution.